

Adhesive joint improvement with the use of 3D printed geometrical modifications and continuous fiber

M. Frascio, E. A. S. Marques (INEGI, Portugal), R. J. C. Carbas, M. Monti, M. Avale, L.F.M da Silva

Introduction

A larger variety of Additive Manufacturing (AM) based tailoring methods allow to improve the performance of bonded joints with additively manufactured adherends, leading to improved stress distribution along the bondline. This work assesses the experimental achievements in the design for additive manufacturing of bonded joints, providing a summary of the current state of art and identifying new opportunities.

Additive manufacturing methodologies allow for a minute control of material deposition patterns. When describing its use with bonded joints, three different approaches are possible (Figure 1). The use of multi material additive manufacturing (MMAA), the use of geometrical features for localized control of the material properties and lastly, the direct tailoring of adhesive properties, achieving, for example functionally graded adhesives (FGAs).

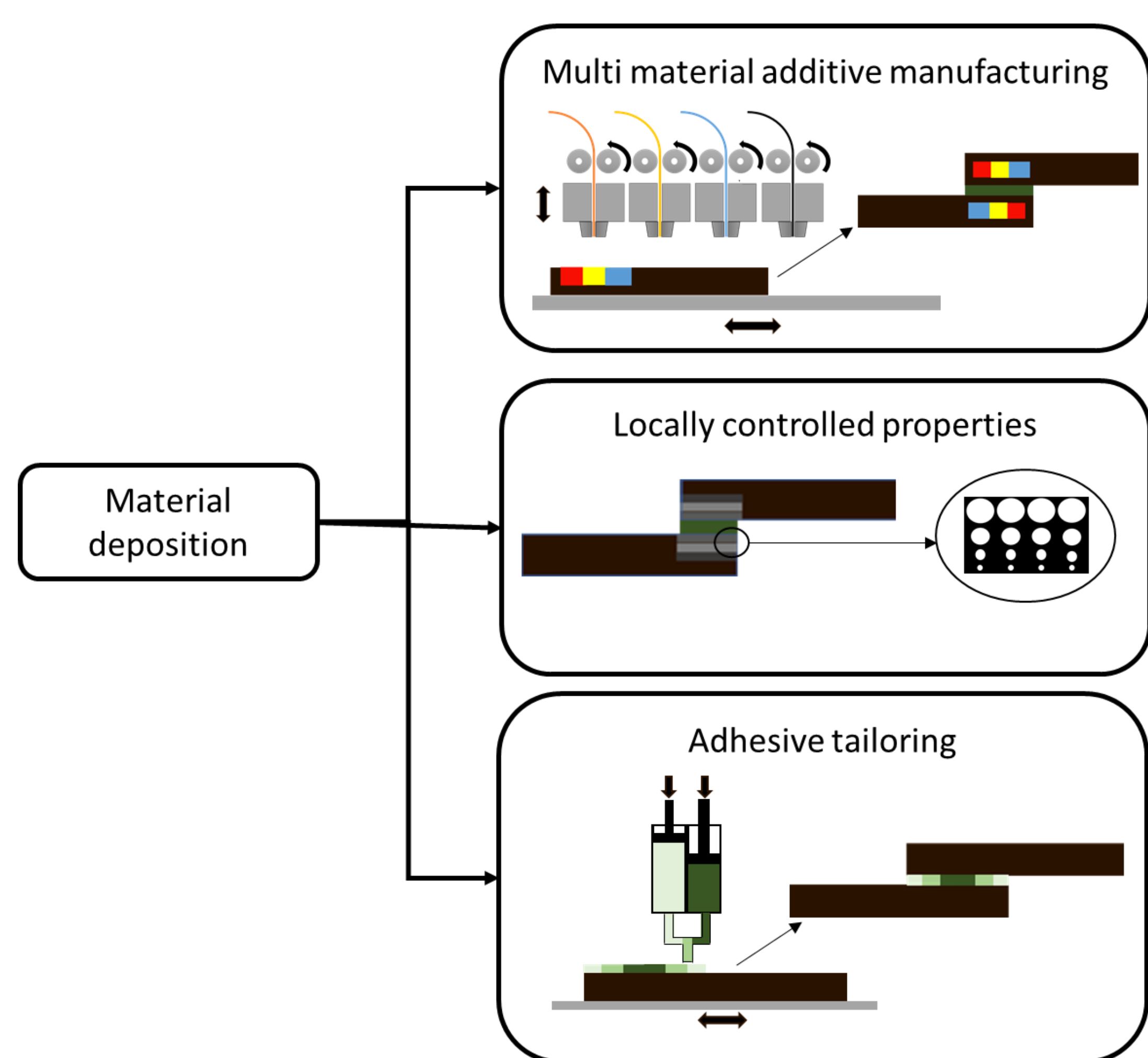


Figure 1 – Voxel oriented material deposition design strategies for AM bonded joints

Multi-material additive manufacturing

The use of stiffness tailoring of the adherend to affect the stress distribution in the bond line and improve the overall joint carrying capacity [2]. It has been shown that DMs can control the properties of the adherends (Figure 2). 2D FEM models were implemented in order to investigate different tailoring configurations in x and y directions for the SLJ geometry.

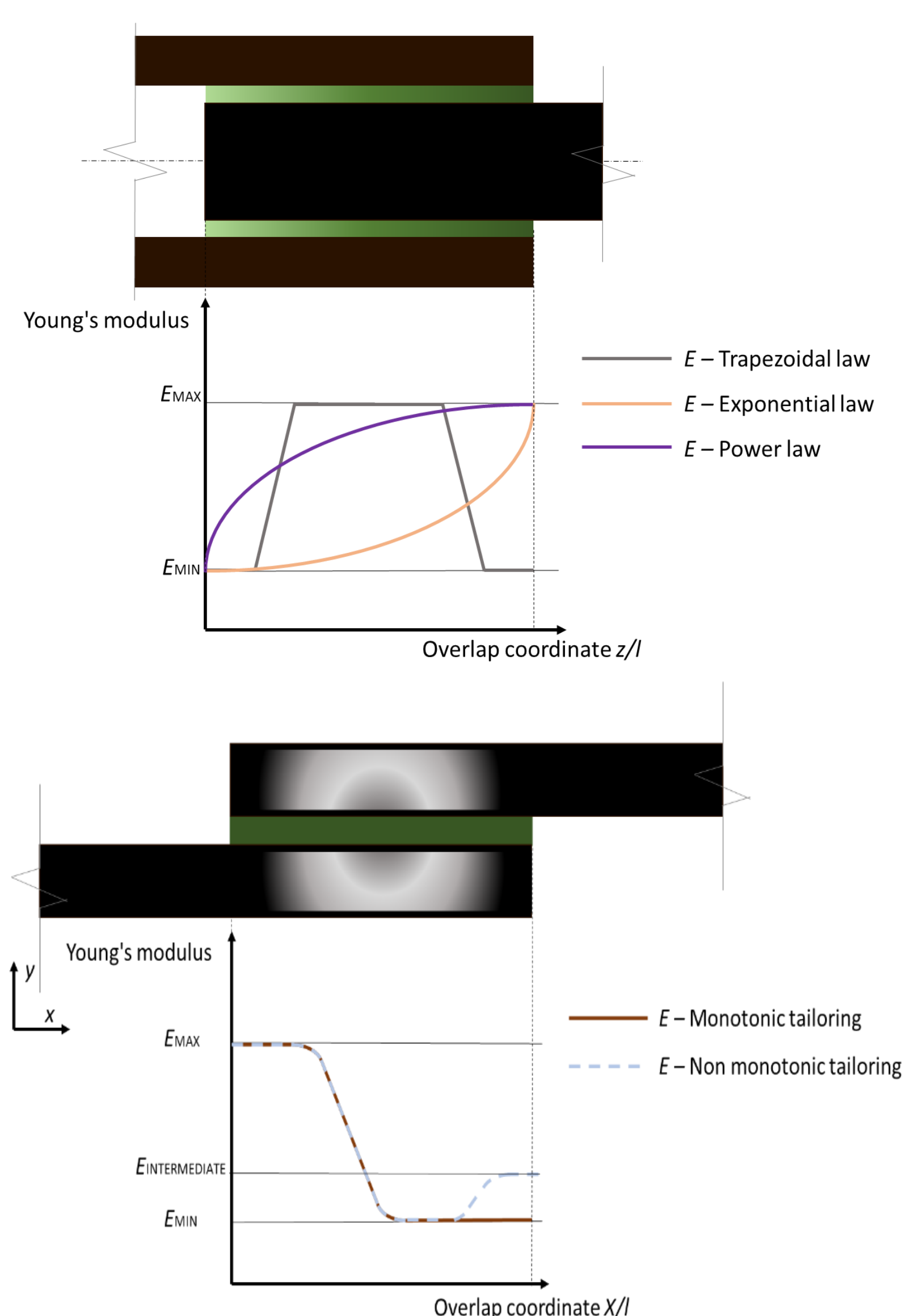


Figure 2 – Seamless bond line modulus tailoring [1,2]

Locally controlled properties

Nowadays, it is possible to locally vary the material density and thus modify the overall joint response under loading. These design approaches can be considered an extension of the concept of varied densification from functionally graded additive manufacturing (FGAM), e.g. using 3D printed continuous fiber [3]. Figure 3 shows an example based on the integration of sub-surface geometry to achieve variable adherent performance.

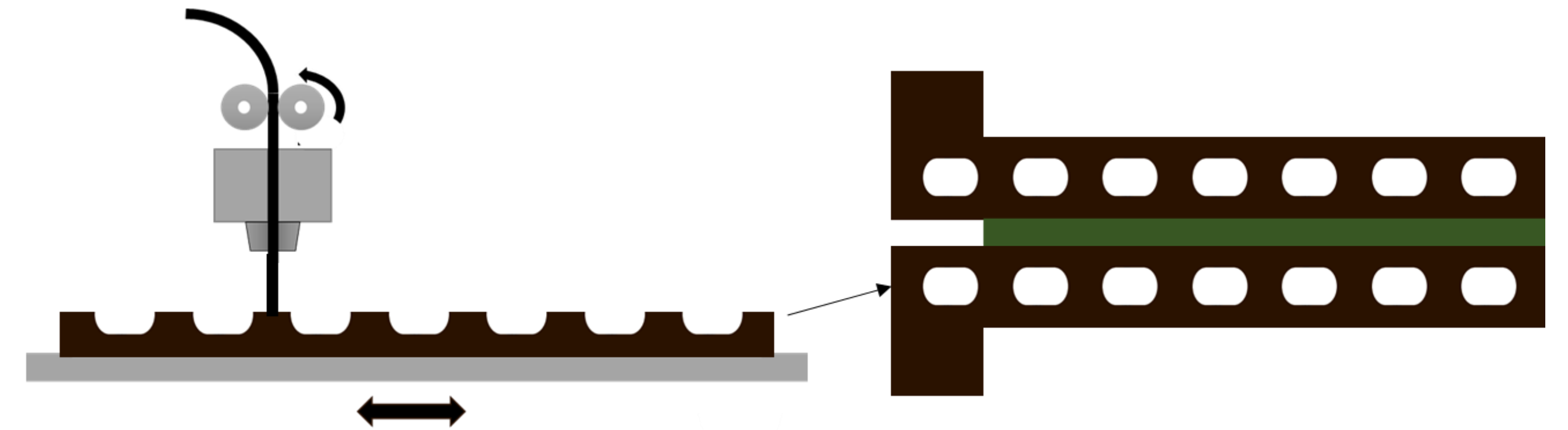


Figure 3 – Adherent bio-inspired stiffness tailoring using a sub-surface geometry [3].

Adhesive tailoring

The practical methods to obtain FGA adhesives are to mix adhesives with different properties in different volumetric percentages, to create a non-uniform reinforcement distribution in the bond line or to apply different localized curing cycles. Usually, the aim is to optimize the stress distribution in the bondline, lowering peel stresses at the overlap ends (Figure 4).

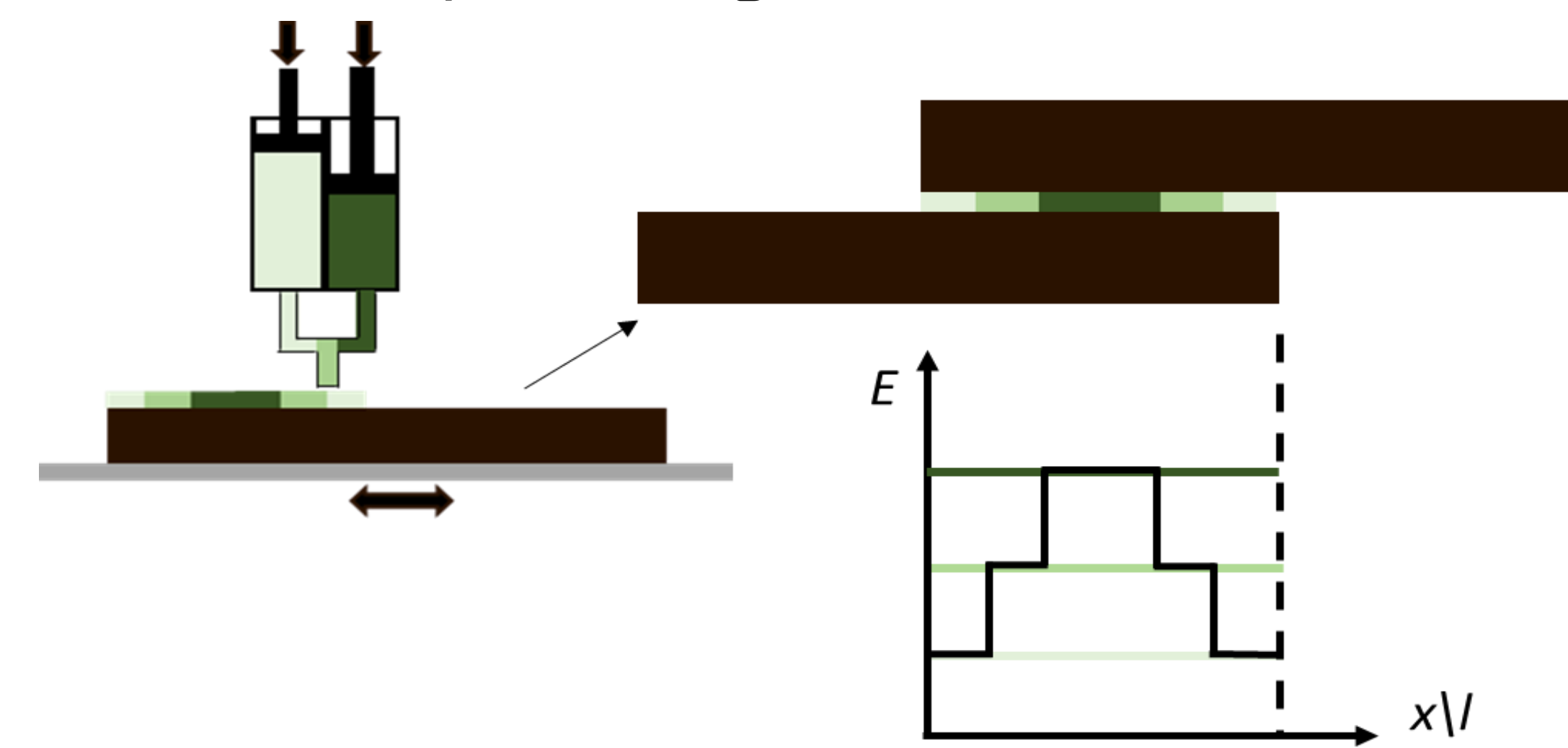


Figure 4 – Adhesive modulus tailoring using a step-wise design strategies and second-generation acrylic adhesives [4].

Conclusions

Joint design strategies must take in account AM process resolutions and the interaction effects of the AM settings used as design parameters. New materials, both in bulk or reinforced states, and the use of MMAM provide further tailoring opportunities, but material compatibility should be taken in account. Tailoring AM adherends and adhesives, has proven to be an extremely useful, yet relatively unexplored solution to improve the performance of adhesively bonded joint. An important conclusion of this work is that aspects related to the degradation and long-term durability of polymeric AM bonded joint are relatively unstudied. This represents a topic of great interest for industrial applications and must certainly be an important subject of research in the coming years.

References

- [1] - Kumar, et al.. ACS Appl. Mater. Interfaces 2017, 9, 884–891.
- [2] - Khan, et al.. Int. J. Solids Struct. 2018, 152–153, 71–84.
- [3] - Morano, et al.. Procedia Struct. Integr. 2018, 12, 561–566.
- [4] - Sekiguchi, et al.. Int. J. Adhes. Adhes. 2019, 95, 102438.

Acknowledgements

The authors would like to thank FCT for funding this work through grants CEECIND/02752/2018 and CEECIND/03276/2018.